

Grant Permission to Use Signing Certificate Private Key

Introduction

Use this guide to enable "Authenticated Users" to use the private certificate key stored on the IIS server to sign messages, which is necessary to sign and encrypt outgoing messages (i.e. SAML and WS-Federation Assertions).

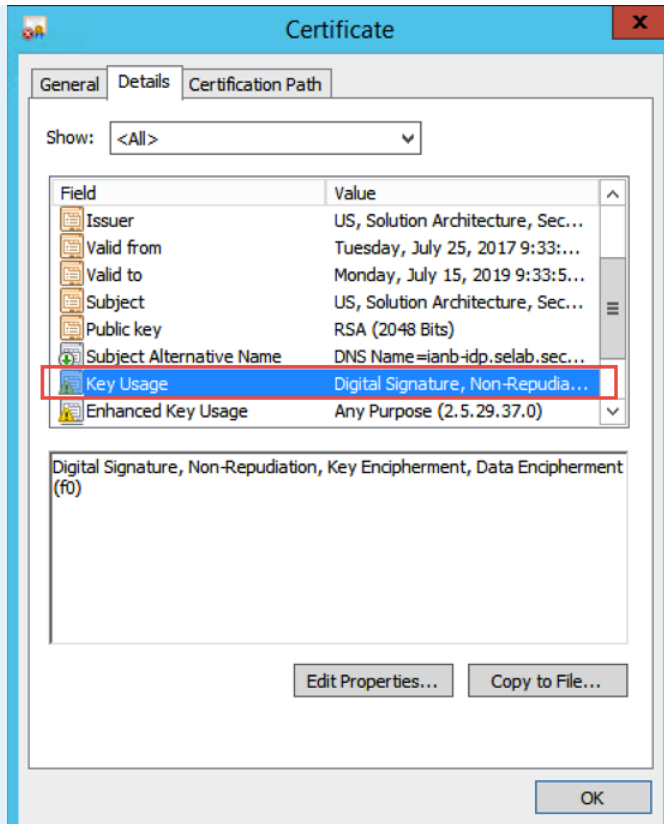
Prerequisites

1. Have access to the Certificates Console of the SecureAuth IdP appliance

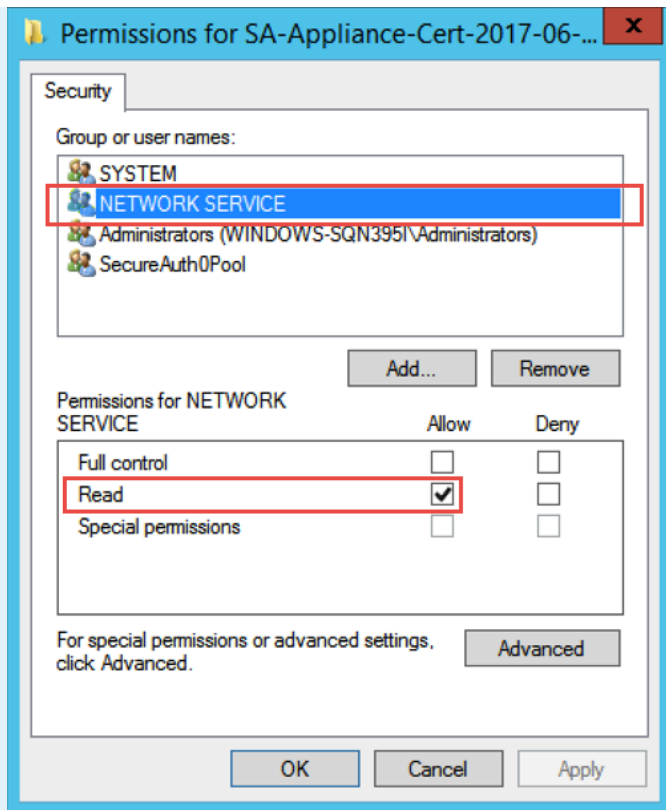
| SecureAuth IdP Version | OS Version |
|------------------------|---|
| 7.x+ | <ul style="list-style-type: none">• Windows Server 2008• Windows Server 2008 R2• Windows Server 2012• Windows Server 2012 R2 |

2. Have a certificate to be used by SecureAuth IdP

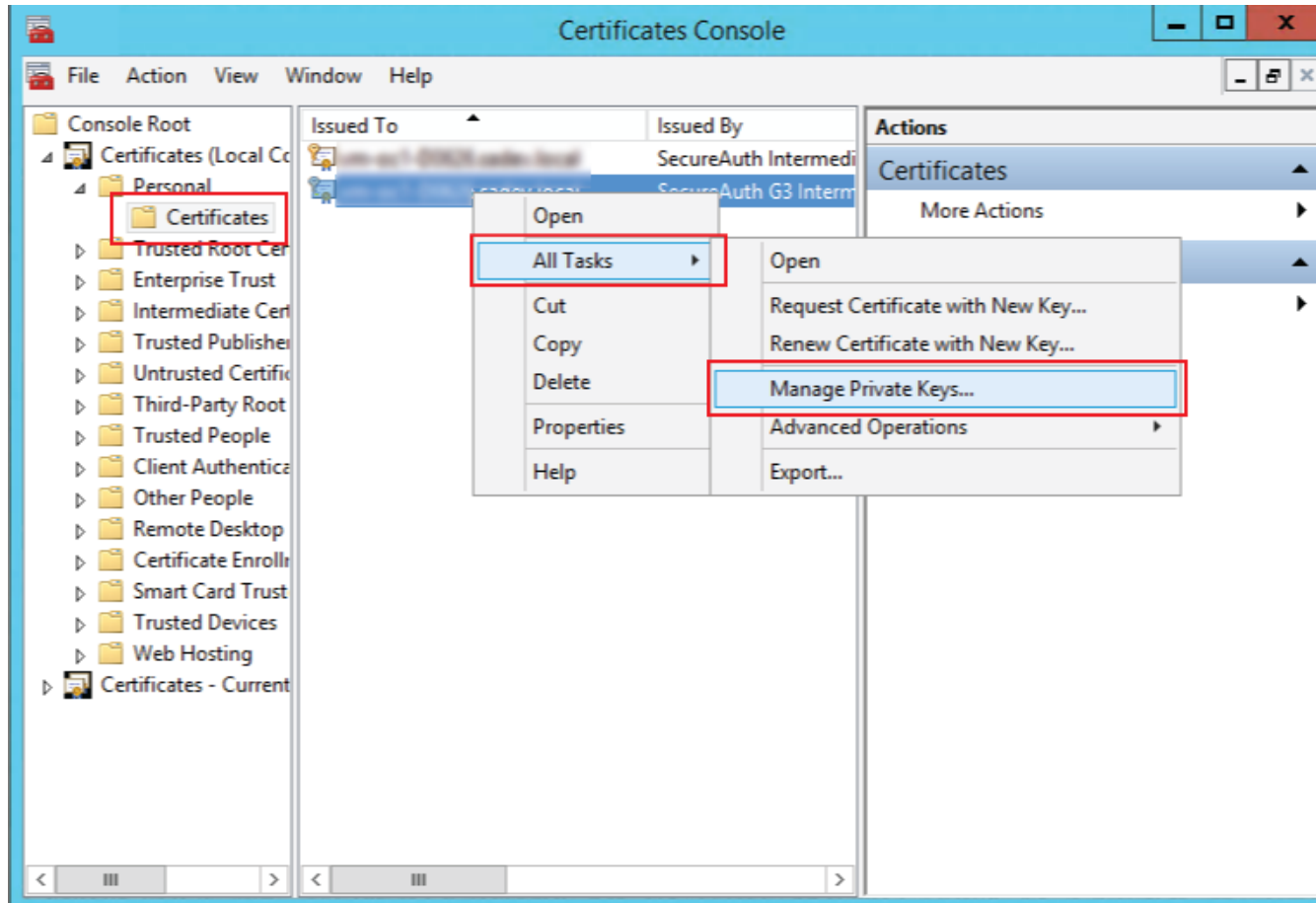
This certificate must have these **Key Usage** capabilities: Digital Signature, Non-Repudiation, Key Encipherment, and Data Encipherment



If the certificate is being imported, the **Network Service** must have Read access

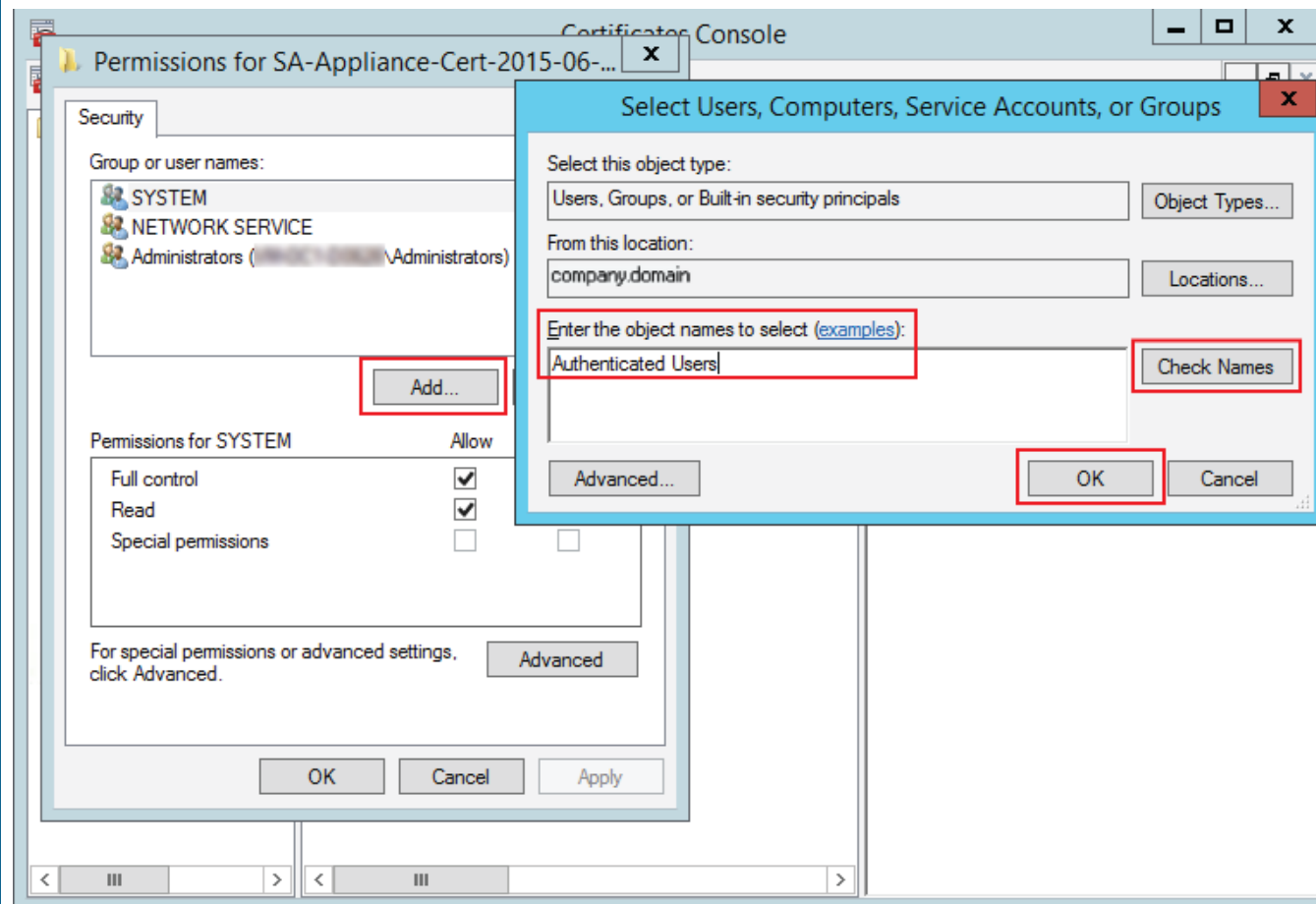


Configuration Steps



1. Open the **Certificates Console** on the appliance (Start --> All Programs --> SecureAuth --> Certificates Console)
2. In the **Certificates** folder (under **Certificates** --> **Properties**), right-click the **Signing Certificate** (typically issued by SecureAuth G3 Intermediate, SecureAuth Intermediate, or MFCIssuer)
3. Select **All Tasks**, and then click **Manage Private Keys ...**

Certificate Permissions



4. In the new window, click **Add**, which opens the **Select Users, Computers, Service Accounts, or Groups** window

5. Type **Authenticated Users** in the **Object Names** field, and click **Check Names**

Authenticated Users now appears in the window

6. Click **OK**

7. In the previous window, click **Apply**, and then **OK** to close the window

Related Topics

- [SecureAuth IdP Digital Certificate Overview](#)
- [How SecureAuth IdP Services Use Certificates for Secure Authentication](#)
- [Digital Certificate Private Key Management](#)
- [Windows Digital Certificate Management](#)
- [Locate the Digital Certificate in Supported Browsers](#)
- [How to Submit a Certificate Revocation Request for a SecureAuth IdP-issued X.509 Certificate](#)